



## CLUB EVENT SCHEDULE

### JUNE 2011

- 6th Critique: Digital Open & Theme  
Theme: Bridges
- 7th Photo Talk Lunch at Cafè Sintra 11-1 PM
- 20th Program: Tips, Tricks, and Toys
- 21st Photo Talk Lunch at Cafè Sintra 11-1 PM
- 25th Geo. Lepp Seminar - COCC
- 26th Geo. Lepp Field Trip

### JULY 2011

- 4th **NO MEETING**
- 18th Critique: Digital/Prints Open/Theme  
Theme: Blowing In The Wind
- 19th Photo Talk Lunch at Cafè Sintra 11-1 PM

### AUGUST 2011

- 1st Critique: Digital Open & Theme  
Theme: Stones
- 2nd Photo Talk Lunch at Cafè Sintra 11-1 PM
- 15th Program: TBA
- 16th Photo Talk Lunch at Cafè Sintra 11-1 PM

### SEPTEMBER

- 5th **NO MEETING**
- 6th Photo Talk Lunch at Cafè Sintra 11-1 PM
- 19th Program: TBA
- 20th Photo Talk Lunch at Cafè Sintra 11-1 PM



Image of the month copyright Diane Reed  
 "Rare View of Forbidden City, Beijing"  
 Critic's Choice  
 Theme was "Reflection"

## IN THIS ISSUE

- May Member Gallery..... Page 3,4,5
- June Program..... Page 6
- Basic Photoshop Tip..... Page 6
- Another View ..... Page 7
- Classifieds..... Page 8
- Workshops ..... Page 8

Welcome to **IN FOCUS**, newsletter of the Cascade Camera Club, located in Bend, Oregon.

Our meetings are held at the Bend Senior Center, 1600 SE Reed Market Rd, the First and Third Monday of each month (except September). Doors open at 6:30 PM, the meetings start at 7:00 PM.

### GUESTS ARE WELCOME

Cascade Camera Club email:  
info@cascadecameraclub.org

**May Critiques  
Were By  
George Jolokai**

**May Theme Was  
Reflection**

**Larry Goodman  
Buddy Mays  
Judy Neill  
Kay Parkinson  
Diane Reed**

**CRITIC'S CHOICES**

## MAY DIGITAL IMAGES

### Theme:

Ruth Baker	Zen Pond
Jim Bell	Family Portrait
Kathleen Climer	Standing Guard
Ralph Delamarter	View of the Top
Donita Elbert	Istanbul Train Window Reflection
Brian Ellis	Reflections in Lower Punch Bowl
Darrell Feverageon	Glacier in Glass
Avery Frazier	Seattle at her Best
Larry Goodman	The Disney Center
Chris Gorman	Squared Off
Howard Gorman	Ghost Ship
John Hart	Morning Reflections
Christian Heeb	Buddha
Mike Jensen	Lake Lillian
David Johnson	Marble Sundae
Kim Kehoe	I Love New York
Chris Kryzanek	Broken Top Tam Reflection
Pete Martin	Lusterford
Buddy Mays	Wow, Who's the New Chick
Bev Murphy	Nature's Winter Abstract
Judy Neill	Phalarope Fall Sunset
Kay Parkinson	Black Neck Stilts
Diane Reed	Rare View of Forbidden City, Beijing
Eileen Riley	Mirror Lake Reflections
Hilloah Rohr	LacForent
Ginger Sanders	Reflecting on the Oldies
Jack Schade	Morning Bath
Jim St John	Mirrored
Valorie Webster	Triplets

### Open:

Erin Hawthorne	Flying Over Seattle
Toni Morris	Beast on Dahlia

We received word that one of our past members, Tim Donahue passed away May 6th. We received no further word about services, but condolences were sent to his family.



Member Theme Gallery for May  
Theme Was "Reflection"



©Judy Neill



©Chris H



©Bev Murphy



©Kathleen Climer



©Jim Bell



©Mike Jensen



©Donita Elbert



©Darrell Fevgeo




©Chris Kryzanek



©John Hart


Member Theme Gallery for May  
Theme Was "Reflection"



©Larry Goodman



©Kay Parkinson



©Jim St John




©Hilloah Rohr



©Valorie Webster



©Eileen Riley



©Brian Ellis



©Howard Gorman



©Kim Kehoe



©Avery Frazier




©Buddy Mays

Member Theme Gallery for May  
Theme Was "Reflection"



©Ginger Sanders



©Jack Schade



©David Johnson




©Ralph Delamater



©Pete Martin



©Ruth Baker



©Chris Gorman

Member Non-Theme Gallery  
for May



©Erin Hawthorne



©Toni Morris

## JUNE PROGRAM

### Tips, Tricks and Toys

June is the month for one of our most popular and informative annual programs. Members have an opportunity to share anything from their favorite tips to their favorite toys. And share is the key word. As members of a photographic community we really need to share our ideas to grow as photographers.

This is not intended to be a huge formal event. Quite the contrary! Think of it more as a casual conversation between friends passing on ideas. There are a lot of things you take for granted that would be a huge epiphany for others. No idea or toy is too insignificant.

To participate is really easy – just email a brief description of your tip, trick or toy to Robert Agli at robertagli@bend-cable.com. For the present time you are not limited to the number of ideas you want to submit but please be aware that your explanation should not go over 3 minutes for each item.



### BASIC PHOTOSHOP TIP

#### Perspective Problem\*

Have you ever taken a picture where there's a building or lamp post which appear to be leaning inward or outward? Here is one way to correct this perspective problem.



Your Background image pixels will be distorted, so once you've opened your image, you need to make a copy of your Background layer. To do this, drag the Background layer icon in the Layers palette, to the Create New Layer button at the bottom of the Layers palette box. If you like, rename this layer, although in this case, when it's just an exact copy of the background I usually leave the name unchanged. Be sure to have the Background Copy Layer selected, then Choose Filter>Distort> Lens Correction from the drop down Filter menu.

In the Lens Correction dialog box, you'll be working with the Vertical Perspective slider about 2/3rds down from the top. When you move the slider off 0, to the left or right, you'll see your image changing, and what you want to find is the spot where the structure which was leaning inward, now appears straight. The Show Grid box (at the bottom of the dialogue box) is checked by default. I use the grid initially to judge the vertical alignment, but then I toggle it off (remove the checkmark in the grid box) to visually check the whole scene prior to clicking OK.

Since the image has now changed shape, and some of the original Background pixels are showing through, you'll need to crop. Choose the Crop tool, and align the edges inside the Background Copy layer. You now have a choice to retain the original pixels, or delete them. This is controlled by checking "delete" or "hide" on the options bar. If you chose hide, the cropped area can be brought back by choosing Reveal All from the menu. Obviously if you choose "delete" the pixels outside the crop area will be lost.

\*Take Your Best Shot, Tim Grey, O'Reilly Media Inc., 2008, Pg 178

## ANOTHER VIEW by ROBERT AGLI

### The Robin Theory

#### MONTHLY THEMES

Jun Bridges  
\*Jul Blowing in the Wind  
Aug Stones  
\*Oct I Spy.....  
Nov Abandoned  
Dec Images in Nature

Send your digital submissions to:  
**digitalcompetition**  
**@cascadecameraclub.org**

Be sure your image is  
submitted by 5pm on the  
Friday prior to the  
Monday critique

\*Prints Included in Critique:  
July and Oct.

Guidelines for submitting digital  
images can be found on our website  
[Cascadecameraclub.org](http://Cascadecameraclub.org)

I have always maintained that all of us are given certain gifts but none of us possess all the gifts available. I call it the Robin Theory. Birds are rather fragile and not necessarily all that bright. They have lightweight skeletons and small brains but the trade off is the ability to fly. We all know people who are drop dead gorgeous but lucky they can find their way home at night. There is also the stereotypical jock that seems to lack a high degree of intelligence or the "brainiac" with little in the way of an athletic skill set. Yes there is the occasional person with a complete package but it's rare. There always seems to be a trade off.

I'm beginning to think the same thing can exist in photography and the trade off is between technical expertise and creativity. We are at a point in time where technology is an overwhelming part of photography. As we get deeper and deeper into the techno side we may be losing our ability to really focus on the aesthetics.

I admit to being a equipment junky and I think that most photographers, if they are truly honest with themselves, are also junkies. There are far worse addictions but you do need to be aware of the price you may pay.

Consider for a moment your last serious photo outing. I'm willing to bet you really stressed over whether you packed all the right gear but gave relatively little thought to the kind of compositions you hoped to capture. Then, of course, once on-site the mental games continued with do I have the right lens, is it the right ISO, shutter speed, aperture, white balance, etc. etc? Actually this is the kind of stuff that needs to become second nature so you can concentrate on what is really important, the composition. Fortunately the solution is simple. Shoot a hell of a lot of frames under various conditions of various subjects. It's the only way to master the gear and get over equipment stress.

Focusing on composition instead of gear won't happen overnight but a way to keep it top of mind is to pre-visualize. Go out on a shoot with a specific shot or shots in mind. Imagine the lighting, the angle of view, the conditions, the background and virtually everything about the shot before ever leaving your home. Chances are that not a single thing will match your visualization but you now at least have a benchmark of what you would have liked to happen and you can start filing away those visual images in your head.

This is not as bizarre as it sounds. The photo of lily pads on the home page of my website is actually an image that I carried around in my head for 20 years. When I saw that shot I knew exactly what I wanted to do. Truth be known, the folks standing around me would say it was a lucky snapshot. Nope, I knew exactly what I wanted to do.

Here is one additional exercise for you to try. This is guaranteed to make all you gear heads nervous. Plan a photo shoot with only one lens, preferably a prime lens so you don't have the luxury of zooming. Spend the entire time shooting with that lens and explore all the possibilities within the capability of the lens. Not only will this exercise improve your compositional skills but you will also gain new-found respect for the versatility of whatever lens you are using.

So the next time you find the creative juices have dried up try visualization and simplifying your gear choices to get things flowing again.

**CCC Black and White****Large Print Exhibit**

North Rim Lodge

Can Be Viewed 1-5pm Weekdays

•

**PHOTOSHOP WORLD  
CONFERENCE & EXPO**The Must-Attend Conference for  
Photographers & Photoshop Users

September 7-9, 2011

Mandalay Bay - Las Vegas NV

Early Birds save \$100

Sign up by August 5th

<http://photoshopworld.com/>

•

**OLYMPIC PENINSULA, WA  
WORKSHOP****Sept 9-11, 2011**

Led By Art Wolfe

with assistants

Gavriel Jecan and Jay Goodrich

This course is designed to shape the way you look through your lens as well as how you look at your photographs. You will learn to maximize early morning and late afternoon light.

Shooting will take place pretty much all day Friday and Saturday at some of the most beautiful locations in Western Washington, including Hurricane Ridge, Sol Duc River Valley, Salt Point, and Lake Crescent. Sunday. Photo critiques will be held each evening after dark.

On Sunday there will be a critique session and class lecture.

[http://www.artwolfeworkshops.com/n\\_american.php](http://www.artwolfeworkshops.com/n_american.php)

**COCC SUMMER PHOTO CLASSES****Photography Level II**

7/09 - 7/16: Robert Agli

**Action Photography**

7/23: Abbott Schindler

**Wildland Photography**

7/15 - 7/16: Abbott Schindler

**Beginning Photoshop Elements**

6/23 - 6/30 - Abbott Schindler

**Intermediate Photoshop Elements**

7/14 - 7/21 - Ralph Delamarter

541/383-7270

•

**Immersion Photoshop****June 26: Seattle, WA**

Learn the newest, fastest, best techniques for making great images from two of the world's top Photoshop experts- Jack Davis and Jane Conner-Ziser.

Learn more

[www.janeconner-ziser.com/janecz/Home.html](http://www.janeconner-ziser.com/janecz/Home.html)

•

**Photoshop Straight and True  
A Photography Workshop****June 11-12, 2011****Pacifica, CA**

Explore exposure, color balance, RAW processing and image editing in this 2-day workshop, all with attention toward reproducing the wonder you see with your eyes rather than a made-up synthetic world created digitally.

Learn more

[www.sjphoto.com/digital-photo-wksp-PP-straight.html](http://www.sjphoto.com/digital-photo-wksp-PP-straight.html)

**TWO FACES OF THE ALPS:****French & Italian**

June 10th: 7-8 pm

A photographic journey by Hilloah Rohr and Intentional Vacations LLC will be held at the

Cascade Center of Photography, 390 SW Columbia St, Suite 110.

Wine & Cheese reception: 6:30-7:00

Free!

[www.hilloah.com](http://www.hilloah.com) or 541 330 6621

Preview Hilloah's new photo book:

*Writing with Light*

•

San Francisco Digitally

A photography workshop

June 4-5, 2011

San Francisco, CA

Explore beautiful San Francisco's dynamic neighborhoods and scenic treasures in this 2 day digital photography workshop. Field assistance and evening critiques.

Learn more

[www.sjphoto.com/digital-photo-wksp-sanfran.html](http://www.sjphoto.com/digital-photo-wksp-sanfran.html)

•

**CLASSIFIEDS**

**For sale:** Camera bags, too many to list. It's time to unload. All are in great shape, some brand new. To find out what is available

Contact: Robert  
[robertagli@bendcable.com](mailto:robertagli@bendcable.com)  
541-408-3772

**REMINDER**

Our Classified section is for our members to list photo/computer items which are for sale, or wanted to purchase. Info needs to be emailed to Bev by the 27th of the month to appear in the next month's newsletter.

**CASCADE CAMERA CLUB 2011 OFFICERS**

**Brian Ellis, President**  
[bellis60@bendbroadband.com](mailto:bellis60@bendbroadband.com)  
541/617-0877

**Deb Spicer, Vice President**  
[deb@eastlakeframing.com](mailto:deb@eastlakeframing.com)  
541/389-3770

**Abbott Schindler, Secretary**  
[abbott@bendbroadband.com](mailto:abbott@bendbroadband.com)  
541/728-3239

**Ralph Delamarter, Treasurer**  
[ralphd@bendcable.com](mailto:ralphd@bendcable.com)  
541/388-2128

**Robert Agli, Program Co-Chairman**  
[Robertagli@bendcable.com](mailto:Robertagli@bendcable.com)  
382-1705

**Avery Frazier, Membership Chairman**  
[oldfraz202@msn.com](mailto:oldfraz202@msn.com)  
541-312-4364

**Mike Jensen, Multi Media Chairman**  
[mcjensen@jensenone.com](mailto:mcjensen@jensenone.com)  
541-536-8888

**Bev Murphy, Newsletter Editor**  
[bbmurphy@earthlink.net](mailto:bbmurphy@earthlink.net)  
330-2391